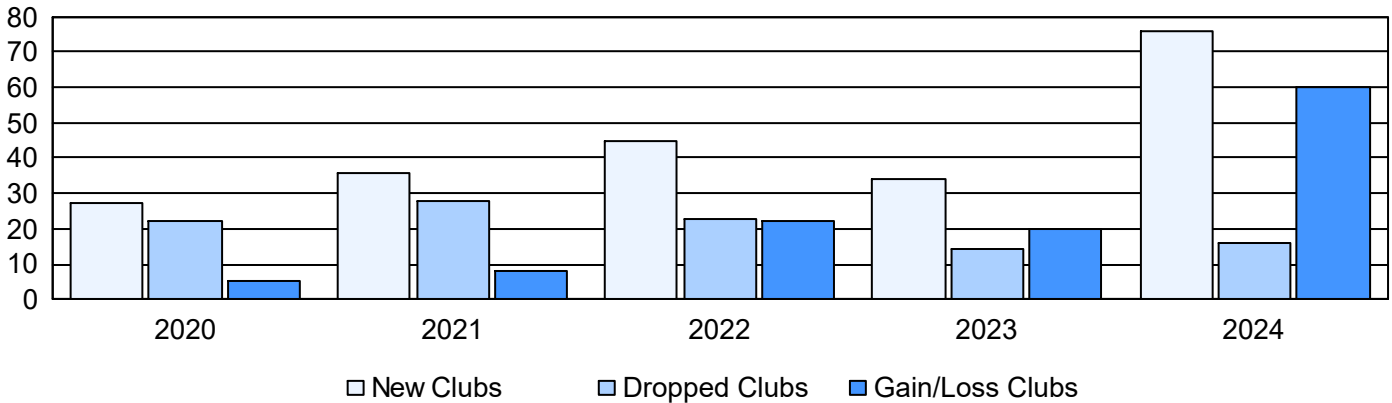
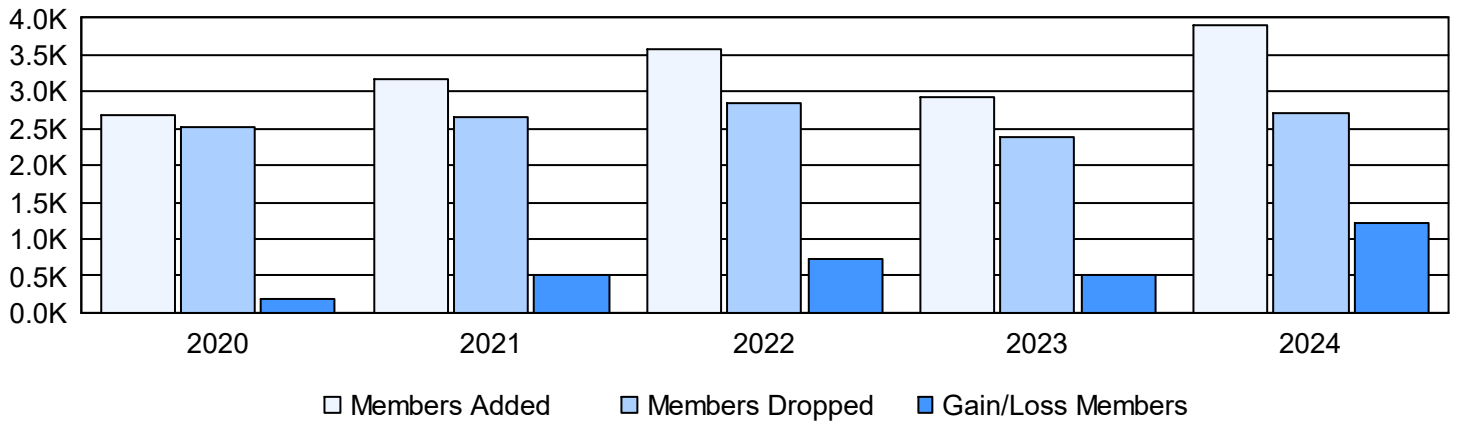


| Year | New Clubs | Dropped Clubs | Gain/ Loss Clubs | New Members | Charter Members | Reinstate Members | Transfer Members | Total Member Added | Total Members Dropped | Gain/ Loss Members |
|----------------|-----------|---------------|------------------|--------------|-----------------|-------------------|------------------|--------------------|-----------------------|--------------------|
| 2019-2020 | 27 | 22 | 5 | 1,683 | 820 | 96 | 85 | 2,684 | 2,512 | 172 |
| 2020-2021 | 36 | 28 | 8 | 1,955 | 1,037 | 131 | 60 | 3,183 | 2,659 | 524 |
| 2021-2022 | 45 | 23 | 22 | 2,163 | 1,277 | 72 | 53 | 3,565 | 2,841 | 724 |
| 2022-2023 | 34 | 14 | 20 | 1,612 | 1,001 | 243 | 59 | 2,915 | 2,393 | 522 |
| 2023-2024 | 76 | 16 | 60 | 1,834 | 1,815 | 194 | 74 | 3,917 | 2,699 | 1,218 |
| Average | 44 | 21 | 23 | 1,849 | 1,190 | 147 | 66 | 3,253 | 2,621 | 632 |

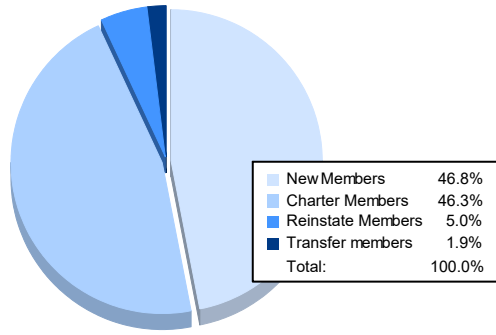
Clubs



Members



Membership Composition June 2024 Cumulative



Gender Composition June 2024 Cumulative

